

CCOMBO custom-made latrine for the Enviro-Loo

AirCell's unique honeycomb plastic panelling system is combined with a substructure holding the renowned Enviro-Loo desiccator waste processor unit, to produce an effective toilet without the need to dig holes or pits – an ideal solution for permanent eco installations.

The flatpack CCombo kit comes complete with steps, platform, sub-frame, latrine room.

CCOMBO Solo

Single stepped in-line with end door

CCOMBO Mono

Single stepped, side door & platform

CCOMBO Duo





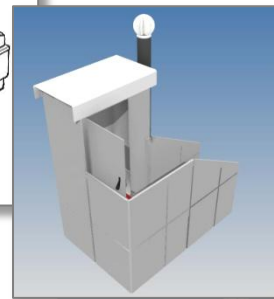
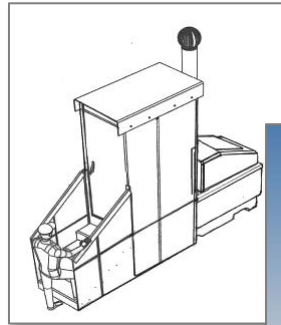
Double unit sharing steps & platform

ENVIRO LOO (ELOO)

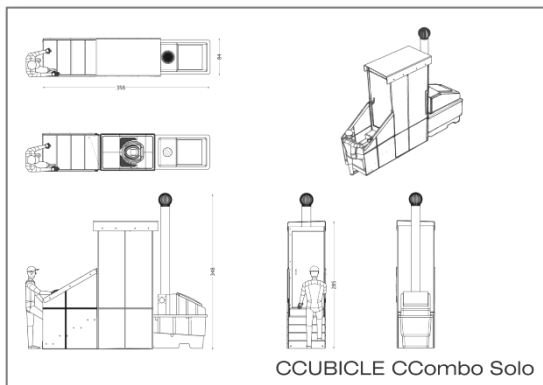
- ✓ the most efficient liquid waste-to-dust unit
- ✓ Self-contained liquid & solid processing mechanism
- ✓ Wind driven vent pipe
- ✓ Thermo drying integrated system
- ✓ Easy above-ground installation

CCOMBO

- ✓ Side or in-line or shared step versions
- ✓ No tools required – all finger nuts & bolts
- ✓ Internal floor with cut-out to suit different plates
- ✓ Red turn privacy indicator/lock
- ✓ Self-closing door
- ✓ Translucent sloping roof
- ✓ Fire-resistant & rot-proof material
- ✓ Modular fit for AirCell PPitStop SSQ & SSO plates

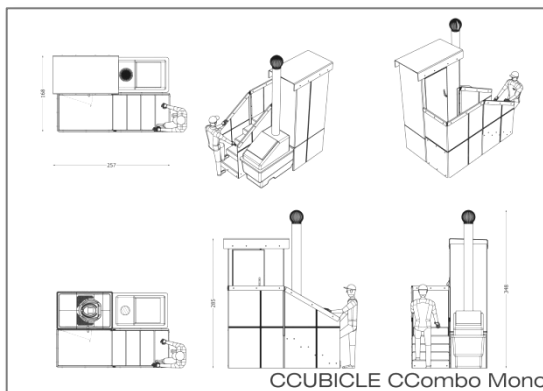


CCOMBOS details & specification



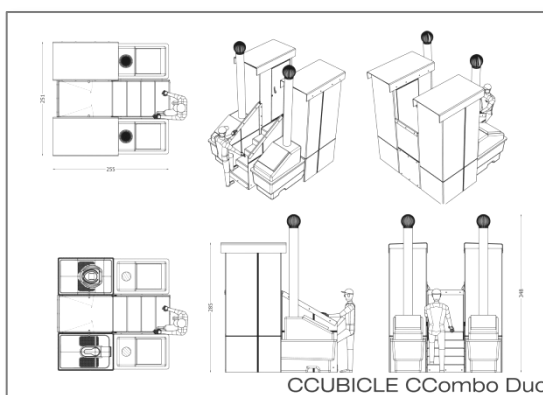
CCOMBO Solo in line steps

- Dimensions:
- Weight:
- Packing:
- 2 men assemble in 90 minutes
- Thermo-bonded tri-lam polypropylene
- Nylon finger knurl nuts & bolts
- Pre-drilled fixing holes – no tools needed
- Fabric door pulls
- End door and in-line steps
- Accepts AirCell PPitstop latrine plates



CCOMBO Mono parallel steps

- Dimensions:
- Weight:
- Packing:
- 2 men assemble in 120 minutes
- Thermo-bonded tri-lam polypropylene
- Nylon finger knurl nuts & bolts
- Pre-drilled fixing holes – no tools needed
- Fabric door pulls
- Side door & step/platform
- Accepts AirCell PPitstop latrine plates



CCOMBO Duo double

- Dimensions:
- Weight:
- Packing:
- 2 men assemble in 180 minutes
- Thermo-bonded tri-lam polypropylene
- Nylon finger knurl nuts & bolts
- Pre-drilled fixing holes – no tools needed
- Fabric door pulls
- Side doors & central step/platform
- Accepts AirCell PPitstop shower plates